

The Board of Henry County Commissioners met in regular session on this 29th day of August 2023. Robert Hastedt, Lori Sicclair and Glenn Miller were present. The Board approved minutes and signed resolutions.

9:03 a.m. —Robert Hastedt called the meeting to order

9:03 a.m. —The Lord’s Prayer

9:03 a.m. —Pledge

9:30 a.m. — Penni Bostelman- Senior Center Update. See attached.

RESOLUTION A— Approve Budget Adjustments. The motion was made by Mr. Miller, seconded by Mrs. Sicclair. Motion approved unanimously.

RESOLUTION B— Approve Then and Nows. The motion was made by Mr. Miller, seconded by Mrs. Sicclair. Motion approved unanimously.

RESOLUTION C— Approve submitting an application to the Ohio Public Works Commission for SCIP and or LTIP funding round 38 for Widening of Township Roads 20 (Road V to Road W) and Road 19 (SR 18 to Steimeier). The motion was made by Mr. Miller, seconded by Mrs. Sicclair. Motion approved unanimously.


RESOLUTION D— Approve submitting an application to the Ohio Public Works Commission for SCIP and or LTIP funding round 38 for Resurfacing of Liberty Township Roads U (Road 10 to Road 11), 9 (Road U to Road V), Marion Township Road 8b (Road C to Road D), Monroe Township Road 10 (Road H to SR 18) and Deshler Village, West Elm and North Ash Streets. The motion was made by Mr. Miller, seconded by Mrs. Sicclair. Motion approved unanimously.


9:58 p.m.- 11:02 a.m.—Recess

11:02 a.m.—Putnam County Commissioners, Nick Rettig, Township Trustees and Katie Nelson- Solar discussion. Putnam County Commissioners provided information on the Solar Fields in Putnam County along with the process they have started for restrictions.


11:58 a.m.—Adjourn

There being no further business to discuss, the meeting was adjourned until the next regular scheduled meeting or upon call of the President.


 _____, Pres.
 Robert E. Hastedt



 Lori L. Sicclair



 Glenn A. Miller

Attest:

 Kristi Schultheis, Clerk

HENRY COUNTY SENIOR CENTER

Report to the Commissioners

August 29, 2023

"To empower and inspire older adults to thrive in all aspects of their lives."

Penni Bostelman, Executive Director

Next Meeting: Tuesday, September 27, 2023 @ 9:30am

Financial Report

Nutrition Report

- Congregate Meals in July (20 serving days) 954 meals for an average of 48 per day.
- MOW & Passport (20 delivery days) 6121 meals for an average of 306 per day.
- Drive up/Grab-n-Go (16 delivery days) 195 for average of 12.

AVERAGE MOW PER DAY

MOW 2013
MOW 2014
MOW 2015
MOW 2016
MOW 2017
MOW 2018
MOW 2019
MOW 2020
MOW 2021
MOW 2022
MOW 2023

Jan	Feb	Mar	Apr	May	Jun	Jul	Aug	Sep	Oct	Nov	Dec
121	128	135	138	130	135	141	138	139	150*	146	140
139	145	155*	158*	165*	173*	173	171	169	182*	186*	195
170	180	188	181	179	184	193	195	196*	200*	203*	200
198	206*	206	210*	218*	211	209	216	218	229*	252*	222
234	231	225	234	236	234	235	229	226	235	233	236
233	231	232	222	239	228	230	233	226	235	228	231
233	224	210	233	239	228	231	229	224	240	224	220
217	209	243	287	292	296	280	288	302	321	325	337
341	320	321	321	299	304	304	313	319	315	315	317
302	274	276	287	302	309	306	290	294	302	292	299
297	291	303	305	311	303#	#306					

#- only MOW (no grab-n-go)

Executive Director's Report

IMPORTANT DATES

September 4th – Closed for Holiday

September 20th – Evening Meal / Food Truck

September 20th – 23rd – Rummage Sale

September 27th – Advisory Board & B-Day Bash

September 29th – Homecoming/Tailgate Party

Henry County Senior Center
2023 Revenue vs Expenses

	Jul-23	Jun-23	YTD	Budgeted	
<i>Begin Balance</i>			1,162,966.14		
<u>Revenue</u>					
Building Rental	3,902.91	7,805.82	27,320.37	46,834.92	58%
Donations/Oth	674.00	6,968.00	14,366.10	15,000.00	96%
Passport/Waiver Meals	1,396.80	1,094.40	10,749.60	16,000.00	67%
Nutrition Program Inc.	14,118.00	14,275.50	96,506.50	160,000.00	60%
Dept of Aging IIIB (T)	203.63	174.54	30,820.58	39,344.92	78%
RE Settlement	25.33	0.00	560,450.64	839,528.76	67%
Dept of Aging IIIC (N)	<u>0.00</u>	<u>3,970.67</u>	<u>99,857.96</u>	<u>114,901.58</u>	87%
Total Revenues	20,320.67	34,288.93	840,071.75	1,231,610.18	68%
<u>Expenses</u>					
Salaries	31,456.57	29,935.05	233,234.58	428,000.00	54%
Office Supply	537.12	247.07	2,015.05	3,000.00	67%
Equipment	0.00	0.00	4,317.40	4,000.00	108%
Telephone	72.41	72.41	510.26	1,020.00	50%
Building Maint.	2,638.52	864.72	8,256.77	18,000.00	46%
Advertising	122.43	282.43	893.76	5,000.00	18%
Staff Travel/Train	99.69	0.00	463.94	5,000.00	9%
Other Line Item	0.00	0.00	0.00	7,000.00	0%
Miscellaneous	14.86	124.10	877.36	1,900.00	46%
Postage	0.00	603.32	1,836.26	4,000.00	46%
PERS	4,064.98	4,117.11	30,849.40	60,000.00	51%
Medicare	570.06	556.24	4,334.85	8,200.00	53%
Cap. Imp./Veh. Replacm	0.00	0.00	0.00	90,000.00	0%
Utilities	2,555.79	2,180.06	21,018.14	40,000.00	53%
Health Ins	5,607.96	4,853.00	49,900.96	76,840.00	65%
Life Ins	0.00	21.01	79.01	200.00	40%
Vehicle/Liability	0.00	0.00	6,285.95	5,000.00	126%
Janitor Supply	0.00	1,278.92	2,625.38	9,000.00	29%
RE Settlement	0.00	0.00	15,383.99	19,000.00	81%
Satellite Programming	0.00	0.00	0.00	3,600.00	0%
Nutrition Services	29,092.67	24,324.37	183,508.98	290,000.00	63%
Reim. Trans. Net	18,900.44	27,347.84	137,367.09	240,000.00	57%
Pest Control	64.65	64.65	452.55	840.00	54%
Copy Machine	498.04	511.57	3,669.93	5,000.00	73%
Vehicle Expenses	<u>1,524.70</u>	<u>1,823.24</u>	<u>12,342.50</u>	<u>24,324.90</u>	51%
Total Expenses	97,820.89	99,207.11	720,224.11	1,348,924.90	53%
Excess Rev. Vs Exp.	-77,500.22	-64,918.18	1,282,813.78		
<i>Currently should be at 58% of budget</i>			12.5 months of operating monies		
Senior Center Capital Balance			302,145.30		

Henry County Senior Center
Senior Nutrition Program 2023

	Jul-23	Jun-23	YTD	Budgeted	
Nutrition Donations	674.00	868.00	7,888.10	2,500.00	315.52%
Passport/Waiver Meals	1,396.80	1,094.40	10,749.60	28,000.00	38.39%
Nutrition Program Income	14,118.00	14,275.50	96,506.50	160,000.00	60.32%
RE Settlement	0.00	0.00	248,317.45	297,286.00	83.53%
AOoA Food Service	<u>0.00</u>	<u>3,970.67</u>	<u>99,857.96</u>	<u>94,660.00</u>	105.49%
Total Revenues	16,188.80	20,208.57	463,319.61	582,446.00	79.55%
Salaries	21,128.28	21,956.97	163,716.04	260,000.00	62.97%
Equipment	0.00	0.00	0.00	1,200.00	0.00%
Telephone	7.24	7.24	51.04	100.00	51.04%
Building/Maintenance	0.00	0.00	874.21	1,800.00	48.57%
Staff Travel/Training	0.00	0.00	138.43	1,500.00	9.23%
Miscellaneous	0.00	0.00	30.00	750.00	4.00%
OPERS	2,894.54	3,008.10	22,428.79	38,360.00	58.47%
Medicare	401.43	417.18	3,110.56	5,320.00	58.47%
Utilities	650.00	650.00	4,550.00	7,800.00	58.33%
Health Insurance	1,270.00	1,270.00	12,890.00	15,816.00	81.50%
Vehicle/Liability Insurance	0.00	0.00	3,000.20	2,100.00	142.87%
Janitor Supply	0.00	0.00	489.90	3,700.00	13.24%
Nutrition Services	29,092.67	25,114.81	184,299.45	225,000.00	81.91%
Vehicle Expenses	<u>1,358.46</u>	<u>1,689.32</u>	<u>10,793.41</u>	<u>19,000.00</u>	56.81%
Total Expenses	56,802.62	54,113.62	406,372.03	582,446.00	69.77%
Rev vs Exp	-40,613.82	-33,905.05	56,947.58		

YTD Avg.

Average PI rec'd CONG	2.24
Average PI rec'd HDM	2.04
Average PI rec'd GNG	3.41
<i>(Suggested is \$3 per meal)</i>	

Cost Per Meal

	YTD Meals	43,521
January	8.49/3.74	July 8.00/3.63
February	8.26/3.72	August
March	8.35/3.49	September
April	8.44/3.69	October
May	8.23/3.62	November
June	8.03/3.57	December

Henry County Senior Center
Units of Service Provided 2023

	Jul-23	Jun-23	YTD
Total Congregate Meals	954	1,013	6,514
Total Grab and Go	195	244	1,642
Total HDM	<u>6,121</u>	<u>6,355</u>	<u>42,635</u>
	7,270	7,612	50,791

Contracted Units

Congregate	808	809	5509
Inel Cong	146	204	1005
Grab and Go Meals	195	244	1642
HDMs	5903	6065	41034
Inel. HDM/Other	25	81	291
Passport	193	209	1310
Nu Assess	40	38	254
Transport	695	530	4082
Socialization/Recreation	6	7	40

AOA Contracted Dollars

Balance

Congregate	\$21,464.04	\$0.00	\$0.00	\$21,464.04	\$0.00
Grab and Go Meals	\$6,398.37	\$0.00	\$0.00	\$4,208.86	\$2,189.51
HDMs	\$74,176.00	\$0.00	\$0.00	\$74,176.00	\$0.00
Transport	\$29,831.52	\$0.00	\$0.00	\$29,831.52	\$0.00
Socialization/Recreation	\$1,279.96	\$174.54	\$203.63	\$1,163.60	\$116.36
Passport HDM - \$7.20		\$1,389.60	\$1,396.80	\$9,432.00	

AUG 2023 NUTRITION REPORT

JUL 2023 MOWS, Passport, Drive thru & Congregate 20 meal days

Chief	217.83
Defiance Dairy	1,744.20
Gordon Food Service	24,246.83
Henry Co. Commissioners (phone)	.00
Henry Co. Engineer fuel	1,176.82
Kern's Refrigeration	
1,292.00	
Nickel's Bakery	1,206.41
Snyder Chevrolet	153.20
Xavus Solutions (bar code scanners)	6,200.00

TOTAL **\$36,237.29**
PROGRAM INCOME / NUTRITION OFFICE

GFS REBATE FOR THE QUARTER \$2,798.61

Month	Congregate	Drive Thru	HD Meals	Sponsor \$ Meals	Evening Meals	Total Income for Month
Jan 2023	795.00	794.00	11,720.00	495.00		\$13,804.00
Feb 2023	922.00	722.00	9,233.00	432.00		\$11,309.00
Mar 2023	1,347.00	883.00	12,672.00	757.00		\$15,659.00
Apr 2023	965.00	800.00	10,786.00	905.00		\$13,456.00
May 2023	797.00	1,027.00	12,235.00	1,146.00		\$15,205.00
Jun 2023	1,427.00	722.00	14,049.50	868.00		\$17,066.50
* July Aug 2023	820.00	696.00	12,153.00	374.00		\$14,043.00

FEB TOTAL MILES	3,877	390.97	GAL/FUEL TOTAL COST	\$2.97 GAL	\$ 1,161.01
MAR TOTAL MILES	4,983	482.72	GAL/FUEL TOTAL COST	\$2.94 GAL	\$ 1,421.19
APR TOTAL MILES	3,708	380.10	GAL/FUEL TOTAL COST	\$3.00 GAL	\$ 1,138.85
MAY TOTAL MILES	4,223	420.93	GAL/FUEL TOTAL COST	\$2.77 GAL	\$ 1,167.84
JUN TOTAL MILES	4,519	448.37	GAL/FUEL TOTAL COST	\$2.91 GAL	\$ 1,306.53
JUL TOTAL MILES	3,977	411.25	GAL/FUEL TOTAL COST	\$2.86 GAL	\$ 1,176.82

Aug Nutrition Notes:

1. Three Sponsored Meals for August
2. Food Truck here on Pickleball Day 8/8
3. Seniors attending Senior Day activities were given food vouchers for various food vendors at the fair.
4. Next Evening Meal Wed Sept 20th. The meal will be provided by the same food truck that was here for the Pickle Ball festivities.